



DRINKWARE PRODUCTS

for Laser & Rotary Engraving & UV-LED Print Personalization

TUMBLERS | MUGS | GLASSES

ICON KEY

ITEMS COME BLANK FOR PERSONALIZATION. LOOK FOR THESE KEY ICONS THROUGHOUT THE CATALOG DISPLAYING FEATURES OF SPECIFIC MATERIALS:



LASERABLE (LASER ENGRAVING):

Products that have this symbol have been tested and can be safely cut, engraved, and marked with a laser. Suggested laser settings for laserable items can be found on the product page on jpplus.com under the Downloads tab.



UV-LED PRINTABLE:

Products have been tested and the front/top layer will accept marking and images from a UV-LED printer.



TONER HEAT TRANSFER:

Products have been tested and the front/top layer will accept transfers created with a toner-based heat transfer printer.



SUBLIMATION:

Products have been tested for sublimation and have the necessary polyester coating developed to accept unique sublimatable inks.



VINYL:

Products have been tested and the top/front layer will accept vinyl application.



CERMARK:

Products have been tested for engraving with the use of Cermark marking spray. Typically used on hard surface products such as metals, glass, ceramics, stone, brick, slate and more.



INDOOR USE:

Products are intended for use in indoor applications where UV-stability and weather-ability are not required.





A. Stemless Wine Glass 12 oz.*



B. Simply Engraving Coffee Cup 10oz.*



C. Stainless Steel Tumbler with Silicone Sleeve 20oz.



D. Simply Engraving Tumbler 20oz. or 30oz.



E. Laserable Pint Glass 16oz.*



F. Simply Skinny Tumbler 20oz.*



G. Stainless Copper Mug 17oz.*



H. Laser Sub Mug 11oz.



I. Saddle Hip Flask 6oz.

*All stainless colors must be engraved with Cermark spray

PRODUCT INDEX: Click on product description to view product details on jpplus.com.

A. [Stemless Wine Glass 12 oz.](#)

B. [Simply Engraving Coffee Cup 10oz.](#)

C. [Stainless Steel Tumbler with Silicone Sleeve 20oz.](#)

D. [Simply Engraving Tumbler 20oz. or 30oz.](#)

E. [Laserable Pint Glass 16oz.](#)

F. [Simply Skinny Tumbler 20oz.](#)

G. [Stainless Copper Mug 17oz.](#)

H. [Laser Sub Mug 11oz.](#)

I. [Saddle Hip Flask 6oz.](#)

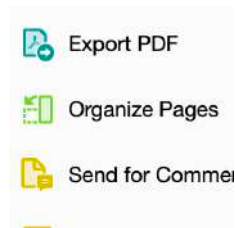
WANT TO SHARE THIS DOCUMENT WITH YOUR CUSTOMERS?

You can easily extract pages with one of these two methods.

USING ADOBE ACROBAT:



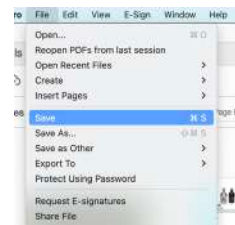
1. Open document in Adobe Acrobat



2. Click on "Organize Pages"
If it is not on right side go to View >Tools > Organize Pages



3. Hover over page you wish to delete and click trash can icon



4. Save new document

USING ILOVEPDF.COM:



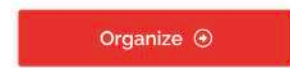
1. [Go to ilovepdf.com](http://ilovepdf.com)



2. Click on "Organize PDF" and Select PDF you would like to edit
You might need to scroll down to find it



3. Click on page you would like to remove and select the X in the upper right corner



4. Click the "Organize" button on right side and save new PDF

PROUDLY SERVING THE U.S.A.



JOHNSONPLASTICS
PLUS

ORDER ONLINE TODAY AT
JPPPLUS.COM

Follow us!    

1-800-869-7800

Nevada | Ohio | Texas